

Work to complete at home during isolation / school closure – Year 6

Dear Year 6

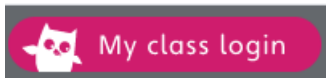
We hope you are getting on well with the activities we have set. Please remember if you have any problems or questions about anything, you can send us an email.

Year6@thameside.oxon.sch.uk

We know you have your revision pack set out with daily activities, but would also like to provide you with other activities.

Reading – At least three times a week for 20 minutes +

- Continue reading Holes, if you haven't finished this.
- Choose and read online books from Oxford Owl - <https://www.oxfordowl.co.uk/?selLanguage=en&mode=hub>



Click on this and log in.

- or read a book of your choice – complete a reading record for each day.
- **Complete the 'Five Finger Summary' for a book you have read. (scroll to the bottom of this list for information on the 'Five Finger Summary' – one summary per week)**
- Log in to your RM unify to access Lexia and Accelerated Reader- remember to quiz when you finish a book. Lexia and Accelerated Reader can be accessed through your RM Unify account.

English – 2 weeks

Street Child

- You can listen to Mr Moore reading the rest of Street Child here: <https://thameside.oxon.sch.uk/our-school/class-pages/year-six-class-page/> More chapters will be added to the site each week.

Biographical writing

- Find as much information about Mary Seacole as possible – make notes <https://www.natgeokids.com/uk/discover/history/general-history/mary-seacole/>
<https://www.theschoolrun.com/homework-help/mary-seacole>
- Watch these video clips about the life of Mary Seacole <https://www.bbc.co.uk/teach/class-clips-video/history-ks2-mary-seacole-ep1/z72prj6>
- Using *only* your notes, write a biography about her. Think about using the subheadings we discussed in class: Early life, Achievements, Later life, Life after...
- Don't forget to include your thoughts/opinions about her as part of your conclusion!
- If you have access to a computer, you could use Word to create this and email this in to us.

SPaG

Fronted adverbials

- This has been a target for lots of you to include throughout your writing. Watch this video (<https://youtu.be/Lk-Llc3dWA>) then write five sentences starting with a fronted adverbial (remember to finish the fronted adverbial with a comma!)
- We have been working on antonyms as part of our vocabulary work in guided reading. Watch this video about antonyms and synonyms (<https://youtu.be/Lk-Llc3dWA>) and then complete this practise work: https://cdn.oxfordowl.co.uk/2018/05/18/14/21/13/82/OJID_7_plus_Opposites.pdf

Spellings

- Year 5/6 & Year 3/4 word list
- Complete a different activity for each ten words

Work to complete at home during isolation / school closure – Year 6

- Log on to Spelling Shed using the new login we sent home:
https://www.edshed.com/en-gb/login?return_url=https%3A%2F%2Fwww.spellingshed.com%2F

Handwriting

- Joined cursive handwriting – practise writing your spelling words out!

Maths

Revision pack

If you have completed the revision pack or feel you need a break from this, then visit this website.

<https://whiterosemaths.com/homelearning/year-6/>

Watch the first video from this link, then click on  to complete the activity

There are 5 activities for you to complete here - try to complete one activity per day.

Click on week 1 and complete the weekly activities in your exercise books.

Week 2:

If you have finished your revision pack, try week 2 on the WhiteRose website. Remember to watch the learning videos first.

Times tables- ongoing

- <https://www.timestables.co.uk/>
- TT Rockstars - <https://trockstars.com/>
- Active Learn - <https://www.activelearnprimary.co.uk/login?c=0>

History

<https://www.bbc.co.uk/teach/school-radio/history-victorians/zh2w47h>

<https://www.bbc.co.uk/teach/school-radio/history/zfmj92p>

- Complete research and make a poster about each of the following:
 - A Victorian invention
 - A famous Victorian – not Queen Victoria or Florence Nightingale!
 - Social class
- Compare Britain today with Victorian Britain – this can be written or you could use a Venn Diagram

Scratch

- Log in to RM Unify to access scratch or log on the website using your created log-in
- Continue creating a story with your sprite and backgrounds (remember to try and change backgrounds and explore different movements for your sprite).
- Remember to save your work.

RE – One hour per week

- Research people who are an inspiration to you
- Make a poster explaining why they are inspirational – what have they done and why? This could be drawn or you could use Publisher or PowerPoint to create this.

Science

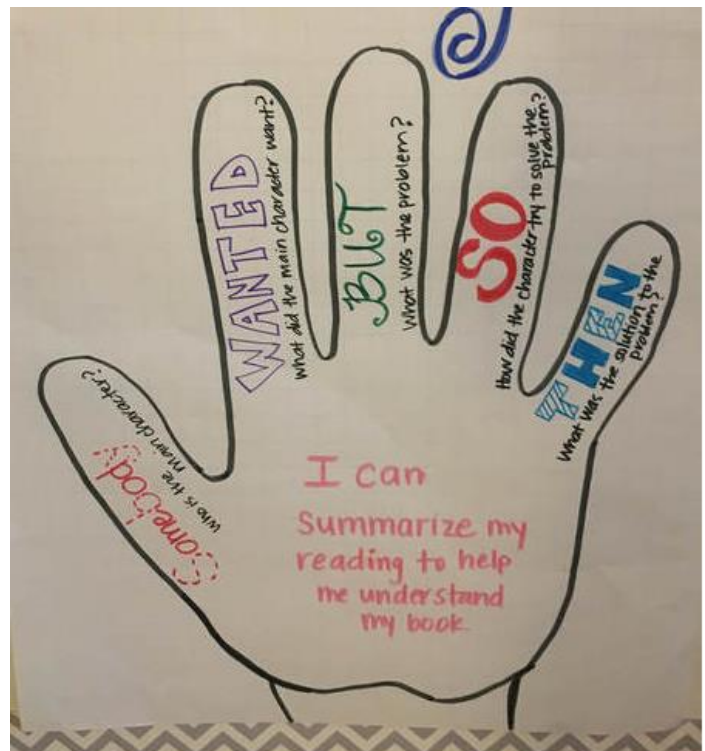
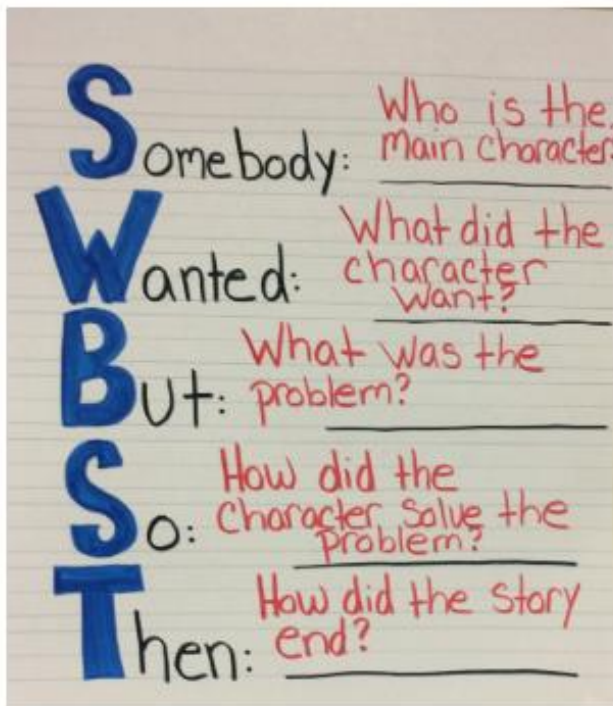
Use this link to access an activity to help your learning about magnets and forces:

<http://www.crickweb.co.uk/ks2science.html> (You may need to allow Flash if not already installed – if you're using Chrome click on the padlock on the left of the address bar, go to 'site settings' then scroll down to Flash, select 'allow' then reload. You may need to then right click if you're asked to.)

The Five Finger Summary Strategy



- The five finger summary is an easy method to quickly summarize any narrative piece.
- It can be used for a page, for a chapter, or for an entire book.



Work to complete at home during isolation / school closure – Year 6

To write a summary

Read and make notes:

Somebody: _____

Wanted: _____

But: _____

So: _____

Then: _____